

M03A-UL / M03AC-UL / M03ACS-UL

General Description

- Mediflow® sensor operated warm air hand dryer.
- Long durability and complete reliability, with anti-vandalism features and designed to be installed in high traffic facilities such as airports, large hotels, sport centers, large recreational areas and large official organizations, among others.
- Maximum robustness and power.
- Easy maintenance, low noise levels and a high level of user safety.
- 1/16" (1.5 mm) thick steel cover white Epoxy painted or 1/16" (1.5 mm) thick stainless steel cover bright or satin finished.
- Made according to the highest quality and safety standards: it includes safety thermal limiters (in the heating element and in the motor).

Components & Materials

- **M03A-UL:** Steel one-piece cover, Epoxy painted, 1/16" (1.5 mm) thick.
- **M03AC-UL:** Stainless steel one-piece cover, bright finish, 1/16" (1.5 mm) thick.
- **M03ACS-UL:** Stainless steel one-piece cover, satin finish, 1/16" (1.5 mm) thick.
- **BASE PLATE:** made in fire resistant plastic PPA/PS-V0, with 4 Ø 5/16" (8 mm) holes for wall mounting. It includes silent-blocks to damp mechanical vibrations.
- **FAN SCROLL:** made in fire resistant plastic PPA/PS-V0.
- **MOTOR:** universal brush motor, 4,500 rpm, class A, which includes a safety thermal cut-off.
- **FAN WHEEL:** aluminium centrifugal double asymmetrical inlet fan wheel.
- **HEATING ELEMENT:** waved wire NiCr heating element on a mica frame that incorporates a thermal cut-off.
- **SENSOR:** fully adjustable (2-10") IR electronic detection sensor by means of a potentiometer.

Technical Specifications

Voltage - 110-120V	Total power - 2,250 W
Frequency - 60 Hz	Motor Power - 250 W
Electrical Isolation - Class I	Heating element power: 2,000 W
Dimensions - 10 7/8"W x 12 5/8"H x 6 1/2"D	Consumption - 19 A
	Cover thickness - 1/16" (1.5 mm)
Weight - 9.4 Lbs	r.p.m. - 4,500
Effective airflow - 265 CFM	Air temperature - 117°F (47°C)
Air velocity - 59 mph (5,195 LFM)	Drying time - 29 sec.
Protection rating - IP23	Sound pressure ⁽¹⁾ (at 79") - 65 dBA

⁽¹⁾ According to UNE EN ISO 11201:2010 V2 standard.

Operation

Place the hands under the air outlet. The dryer will start automatically, and go on with no interruption as long as the hands are kept in the detection range of the sensor. The appliance will stop 2 seconds after the hands are removed from the airflow.

Installation

Verify all rough-in dimensions prior to installation. Hand dryers require a dedicated circuit and must be properly grounded. A GFCI (Ground fault circuit interrupter) is recommended. One side of dryer should be mounted to a stud.

Please mark the selected item



code _____
M03A-UL
material steel
finish white epoxy



code _____
M03AC-UL
material stainless steel
finish bright



code _____
M03ACS-UL
material stainless steel
finish satin



Saniflow Corp reserves the right to make changes and/or modifications to the products and their specifications without warning or notice.

Certificates & Qualifications

Unit shall be UL and CSA approved, according to UL 499 and CSA C22.2 standards.

N° dryers to be fitted

- In toilet areas with a normal frequency of use and only one wash-basin: 1 dryer.
- In toilet areas with a normal frequency of use and more than one wash-basin: 1 dryer for each 2-3 wash-basins.
- 1 row of 4 wash basins: 2 dryers; 1 row of 6 wash basins: 3 dryers; 1 row of 8 wash basins: 4 dryers.
- In toilet areas with high traffic and more than one wash-basin: 2 dryers for each 3 wash-basins.
- 1 row of 4 wash basins: 3 dryers; 1 row of 6 wash basins: 4 dryers; 1 row of 8 wash basins: 5 dryers.

Ideal location

Between the wash-basin and exit. It is not recommended to install dryer between wash-basins, next to urinals, lavatories and showers. If installing automatic dryers over marble surface or ledge, the minimum distance from the dryer to the ledge must be 15-3/4". It is recommended that hand dryers be distributed throughout the washroom area to avoid overcrowding.

Guide Specification

Surface mounted vandal resistant hand dryer shall be fabricated with one-piece 1/16" thick steel white epoxy painted cover or 1/16" thick stainless steel cover, bright or satin finish. The back base shall be fire resistant plastic V0 and with 4 holes for wall mounting. The dryer shall be activated through an infrared electronic sensor and shall automatically turn off when hands are removed. Motor shall be 1/3 hp (250W), 4.500 rpm, universal type, class A including a safety temperature limiter. The heating element should incorporate a safety thermal limiter. The hand dryer should have an aluminum asymmetrical double inlet fan wheel, and the fan scroll shall be made of a fire resistant plastic V0. Dryer shall deliver 265 CFM of air at 117 °F (47 °C) and 5,195 LFM velocity during user controlled drying cycle. The dryer shall have a total power of 2,250 Watts with a consumption of 19A. Noise level should be 65 dB. Overall dimensions shall be 10 7/8"W x 12 5/8"H x 6 1/2"D. Unit shall be UL and CSA certified.

Surface-Mounted Hand Dryer shall be models M03A-UL, M03AC-UL & M03ACS-UL of Saniflow Corporation, 3325 NW 70th Avenue, Miami, FL 3312, USA.

Overall dimensions:

M03A-UL / M03AC-UL / M03ACS-UL: 10 7/8"W x 12 5/8"H x 6 1/2"D (275 x 325 x 164 mm)

Weight: 9.4 Lbs

Recommended heights from floor

	Male	Female	Child	Disabled
x To top of machine	57-1/8" / 145 cm	55-1/8" / 140 cm	47-1/4" / 120 cm	49-1/4" / 125 cm
y To mounting bracket screw	56-1/4" / 143 cm	54-3/8" / 138 cm	46-1/2" / 118 cm	48-3/8" / 123 cm
z To sensor top	46-1/8" / 117 cm	44-1/8" / 112 cm	36-1/4" / 92 cm	37-1/4" / 97 cm

Job:

Model number:

Variations:

Architect / Engineer:

Contractor:

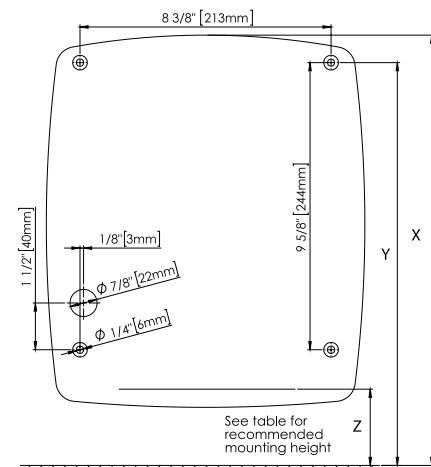
Customer / Wholesaler:

City / State / Country:

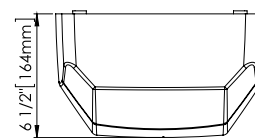
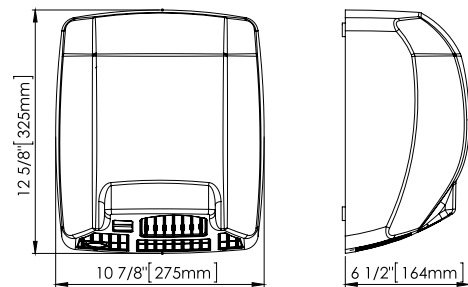
Date:

Quantity:

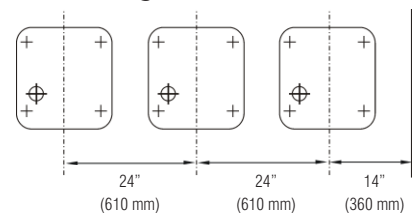
MOUNTING



M03A-UL / M03AC-UL / M03ACS-UL



Serial mounting



Saniflow Corp reserves the right to make changes and/or modifications to the products and their specifications without warning or notice.

For further info please contact SANIFLOW on: Toll free: **1-877-222-9125** or visit our website at **www.saniflowcorp.com**
Tel: +1 (305) 424 2433 Fax: +1 (305) 424 2435 · sales@saniflowcorp.com